



Better sheds. Bigger choice.



Shed Buyers Guide



Colorbond®



www.ranbuild.com.au
CALL: 1300 RANBUILD



Ranbuild are one of the leading suppliers of sheds in Australia, delivering superior sheds and steel buildings for over 60 years. Backed by Australia's largest steel maker, BlueScope, we offer one of the most comprehensive ranges of pre-engineered cold form steel buildings anywhere in Australia.

Every shed in the Ranbuild range has been designed to give you the strongest, most reliable building possible. The galvanised steel frame work and superior connections provide strength, versatility and longevity not available in other building types. We have developed highly sophisticated and integrated design, order and processing systems that prepare your quotes, architectural drawings and detailed engineering plans quickly and accurately.

Ranbuild are committed to delivering safe, durable, functional sheds across Australia that provide true value for money over the life of your building.



Ranbuild Accredited Dealers

There are Ranbuild Dealers that cover every part of Australia. Many will have display sites so that you can inspect and see the quality of our buildings. You can also sit in comfort with the Dealer and design the shed to your requirements using Ranbuild Design Software. Our Dealerships can also offer to arrange or assist with concreting, building assembly and council applications. Dealers will also provide all the relevant documents and engineering for submission to council for approvals.

Shed Safe Accreditation



Ranbuild are a Shed Safe accredited manufacturer by the Steel Shed Group, our independent industry body who are part of the Australian Institute of Steel. Being Shed Safe gives you peace of mind that all our products comply with Shed Safe guidelines and the Building Code of Australia.



What makes a Ranbuild shed a superior quality product?

- ▶ All our components are made from Australian BlueScope steel for longevity, good looks and great durable performance.
- ▶ Our cladding comes in either COLORBOND® or ZINCALUME® steel and is backed by a warranty from BlueScope of up to 15 years^.
- ▶ Ranbuild sheds are specifically site engineered for your location and to comply with all regulatory authorities.
- ▶ Ranbuild kits come complete down to the last washer, even the silicon is provided for the included guttering.
- ▶ All galvanised components are accurately pre-formed to simply bolt or screw together.
- ▶ Suitable for DIY, we supply very comprehensive assembly manuals to suit your specific building.
- ▶ Columns are stiffened and anchored to concrete foundations with our unique galvanised cast into concrete base plates. You can also choose other hold down options.
- ▶ Portal connections come with Hi Tensile Galvanised steel cleats and Hi Tensile bolts to suit.
- ▶ All screws are class 4 which are critical for longevity especially on the coast.
- ▶ Our shed designs can be rated for up to Region D2 cyclonic regions or snow loading regions.
- ▶ Kits come complete with column flybraces and diagonal rod or strap bracing where required to brace the building to the expected wind loads.

Domestic Range

With strength, durability and endless design options, our Domestic range of garages and carports, or combinations of both, are ideal for storage, workshops, or protection for your valuable assets. Our modular design system allows you to choose your span, roof pitch, bay size, door, and window and accessories options to suit your needs.



Image for illustration purposes only



**With our options you
can design the perfect
building for your needs.**



Deluxe Range

Our Deluxe models are extremely robust with fully bolted frame and clear span design. We now offer eave overhangs as optional and these can be configured for ends or side walls.

Premium Range

Our Premium range features bolted portal frames and connections with multiple hold down connection options.



Super Range

This range features a simple screw-together galvanised steel frame for easy construction without compromising on strength.



Big G Range

Ranbuild Big G is a heavy domestic/ light commercial building with the options of spans up to 21m, with 6m eave and 7.5m bays. Available with Gable or skillion roofs, annexes and mezzanine floors.



Skillion Range

Our skillion buildings have flat angled roofs that allow you to choose the roof configuration. With either horizontal or vertical cladding profiles, our skillion range offers an aesthetic appeal and practical function that can be used with almost any shed design.



Carports


Available with gable or flat roof, freestanding or attached to your garage, our carports have multiple hold down connections to suit concrete slabs or piers.



► Optional Extras



Roof ventilators to keep air fresh



Access doors, steel and lockable




Sliding doors in steel or glass



Windows in any size and placement



Rainwater goods for water runoff



Polycarbonate skylights and wall panels for natural light



Insulation to keep you cool



Roller doors for fronts, sides or back application



Awnings and annexes for extra space



► Quality Cladding


Choose from ZINCALUME® or COLORBOND® steel cladding in up to 22 colours and 3 base metal thicknesses. COLORBOND® Ultra steel is also available for coastal and industrial environments.

With COLORBOND® steel highly drable polyester pre-painted coating technology, your shed will look better for longer. The durable baked-on finish resists chipping, peeling and cracking. COLORBOND® steel cladding is non-combustible, termite resistant and weather tight for protection against harsh Australian conditions. For the full range of COLORBOND® steel colours please visit www.colorbond.com



► Roof and Wall Cladding Profiles

Ranbuild sheds come in the complete range of COLORBOND® wall and roof cladding profiles. Custom Orb®, Trimdek® and Trimwall® are equally at home with traditional and contemporary design. They are all long, wide, strong, lightweight and economical cladding sheet options that can be aligned quickly and easily for an economical and durable finish to any shed.




Custom Orb®
is a traditional corrugated profile.



Trimdek®
is a subtle square fluted steel roof cladding.



Trimwall®
is a subtle square fluted steel wall cladding.



Multiclad®
is an attractive low profile multi-ribbed wall cladding.

*not available in SA, WA, or NT

► Domestic Range Specifications

	Deluxe Series	Super Series	Premium Series	RDS Carports
Span	Any span from 2.36m to 12.24m (gable) 9.2m skillion	Any span from 2.52m to 9.24m	Any span up to 9.29m	Any span from 2.36m to 9m
Length	Any length from 2.36m upwards	Any length from 2.5m upwards	Any length upwards from 2.5m	Any length from 2.36m to 99m
Height	Any height from 2.2m to 4.2m	Any height from 1.95m to 3.2m	Any height up to 3m	Any height from 2.2m to 3.6m
Roof	Clear span gable 10, 15, 20 or 27.5 degrees pitch Clear span skillion 5 or 10 degrees roof pitch	Braced gable 10, 15 or 20 degrees pitch	10 degrees only	Gable: 10 degrees Skillion: 3 degrees Cantilever: 3 degrees
Bays	Up to 4.1m, open or enclosed Any number	Open 3m gable garaports available – up to 2 per gable end attached		Any size from 2.36m to 9m
Awnings and Annexes	From 1.5m to 6m	Awnings only out to 3m	Awnings only out to 4m	N/A
Roller Doors	Up to 3.6m wide in side walls Up to 5m wide in end walls	Up to 3m wide in side walls Up to 5m wide in end walls		N/A
Building Hold Down	Deluxe portal frames – cast in concrete hot dipped galvanised high tensile stirrup. Option for chemical anchor available	Super portal frames – combination of dynabolt and cast in stirrups. Option of chemical anchor available	Premium portal frames – cast in concrete stirrup, column embedded into concrete or dynabolt. Option of chemical anchor available	N/A
Cladding	<ul style="list-style-type: none">Genuine ZINCALUME® or COLORBOND® steelHorizontal claddingChoice of 22 colours, most available in 2 thicknessesLong life class 4 cladding fasteners			
Construction Materials	<ul style="list-style-type: none">Galvanised steel C section mainframe61mm deep profile top hatPreformed steel apex and knee plates hi tensile G450 steel, heavy duty steel cast-in base platesZinc plated steel nuts, bolts and washersHi tensile gal finish bolts, washers and nuts in all apex, knee and base connectionsCustom formed barge flashingsModels for 41, 47 or 55m/s wind speed areas			
Optional Extras	<ul style="list-style-type: none">Commercial grade rectangular gutterLarge matching rectangular downpipesDoor heights up to 300mm less than wall heightSteel framed personal access doors or fire exit doorsAluminium framed sliding glass windowsFramed openings for sliding glass doorsFiberglass reinforced skylightsPoly carb skylights with choice of coloursFull height partition and dividing walls300mm or larger roof ventilatorsFoil backed roof and wall insulationExperienced concreting and construction teams <p>* Note that Deluxe Carports have the same specifications and options as Deluxe Garages</p>			
Documentation	<ul style="list-style-type: none">Comprehensive assembly guide (NOT just a generic guide but SPECIFIC to your shed)Full slab and foot drawingsBOM – Bill of MaterialsElevation steel and cladding marking drawingsSAC – Structural Adequacy CertificateSoil certificate if requiredSite specific engineering drawings signed and certified individually by a fully certified and qualified engineerState Certificates Form 15, 55, 35A Section 40 or Reg 1507			
Warranty	Framing and cladding materials backed by a warranty from BlueScope of up to 15 years^.			
Delivery	Australia Wide		Region A only	Australia Wide

All dimensions are nominal. Some limitations apply to the above specifications in high wind speed and cyclonic areas.

Equine Range

From riding arenas, paddock shelters, stables and stalls, our specialised equine range is structurally superior, versatile in design and great looking. We also have a large range of barns and specifically designed stable complexes that provide durable and safe solutions.



Riding arenas

Equestrian centres, riding schools and pony clubs, a covered riding area can be used all year round. Ranbuild riding arenas can be partly or fully enclosed, can have column protectors and come in spans up to 36m with multiple bay lengths up to 9 meters.



Barns

Choose from either our Aussie Stable Barn or classic American Stable Barn range. All our Barns can include features such as extra wall framing to support internal linings, mezzanine floors, stable panels, stable doors, feed bins, day yard doors and many more options.

Horse shelters

We can supply low maintenance paddock shelters in almost any size in gable or monoslope roof designs, partly enclosed or open.



Stable buildings

Our stable buildings can be fitted with modular stable panels to make a low cost set of stalls, giving you the flexibility to have a multipurpose building.



Rural Range

Farms need buildings that not only look good, but are functional, weather proof and secure. Ranbuild's rural range provide functional, secure and durable sheds in any configuration.



All our rural buildings come with the option of gable or skillion roof configurations, multiple span lengths and open or closed sections.



We can supply buildings for any application including:

- ▶ Machinery sheds
- ▶ Hay sheds
- ▶ Storage sheds
- ▶ Livestock, stockyard and paddock shelters
- ▶ Rural barns



Image for illustration purposes only



Image for illustration purposes only



Image for illustration purposes only



Colorbond®



Copyright 2014 Lysaght Building Solutions Pty Ltd. The material used in this publication remains the property of Lysaght Building Solutions Pty Ltd and may not be reproduced in any way without written permission. The company reserves the right to change and/or update details and/or specifics without notice.

^Warranty subject to application and eligibility criteria. For full terms and conditions and to determine the eligibility of your building for the warranty visit bluescopesteel.com.au/warranties or call BlueScope on 1800 800 789.

COLORBOND®, ZINCALUME®, CUSTOM ORB® and TRIMDEK® and BlueScope are registered trademarks of BlueScope Steel Limited.

For the complete range of Ranbuild products visit
www.ranbuild.com.au

Contact your local independent Ranbuild Dealer:

